

uCertify

Course Outline

**Oracle DB 12c Administrator
Certified Professional**



Lesson



Practice test



Live-Lab

Contents

1. Pre-Assessment
2. Exercises, Quizzes, Flashcards & Glossary
 - Number of Questions
3. Expert Instructor-Led Training
4. ADA Compliant & JAWS Compatible Platform
5. State of the Art Educator Tools
6. Award Winning Learning Platform (LMS)
7. Chapter & Lessons
 - Syllabus
 - Chapter 1: Performing Oracle User-Managed Backups
 - Chapter 2: Performing Oracle User-Managed Database Recoveries
 - Chapter 3: Configuring and Backing Up Oracle Databases Using RMAN
 - Chapter 4: Using the RMAN Recovery Catalog
 - Chapter 5: Recovering Databases with RMAN
 - Chapter 6: Tuning and Monitoring RMAN and the Automatic Diagnostic Workflow
 - Chapter 7: Performing Oracle Advanced Recovery
 - Chapter 8: Understanding Flashback Technology
 - Chapter 9: Diagnosing the Database and Managing Performance
 - Chapter 10: Managing Database Resources
 - Chapter 11: Creating Oracle Multitenant Databases
 - Chapter 12: Managing Oracle Multitenant Databases
 - Chapter 13: Oracle Utilities
 - Chapter 14: Oracle Security in CDBs and PDBs
- Videos and How To
- 8.

Practice Test

Here's what you get

Features

9. Live Labs

Lab Tasks

Here's what you get

10. Post-Assessment

1. Pre-Assessment

Pre-Assessment lets you identify the areas for improvement before you start your prep. It determines what students know about a topic before it is taught and identifies areas for improvement with question assessment before beginning the course.

2. Exercises

There is no limit to the number of times learners can attempt these. Exercises come with detailed remediation, which ensures that learners are confident on the topic before proceeding.

269
EXERCISES

3. Quizzes

Quizzes test your knowledge on the topics of the exam when you go through the course material. There is no limit to the number of times you can attempt it.



144

QUIZZES

4. Flashcards

Flashcards are effective memory-aiding tools that help you learn complex topics easily. The flashcard will help you in memorizing definitions, terminologies, key concepts, and more. There is no limit to the number of times learners can attempt these. Flashcards help master the key concepts.

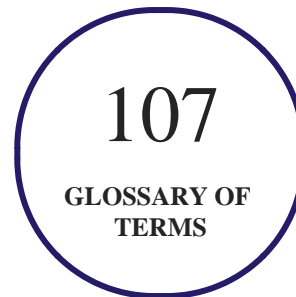


107

FLASHCARDS

5. Glossary of terms

uCertify provides detailed explanations of concepts relevant to the course through Glossary. It contains a list of frequently used terminologies along with its detailed explanation. Glossary defines the key terms.



6. Expert Instructor-Led Training

uCertify uses the content from the finest publishers and only the IT industry's finest instructors. They have a minimum of 15 years real-world experience and are subject matter experts in their fields. Unlike a live class, you can study at your own pace. This creates a personal learning experience and gives you all the benefit of hands-on training with the flexibility of doing it around your schedule 24/7.

7. ADA Compliant & JAWS Compatible Platform

uCertify course and labs are ADA (Americans with Disability Act) compliant. It is now more accessible to students with features such as:

- Change the font, size, and color of the content of the course
- Text-to-speech, reads the text into spoken words
- Interactive videos, how-tos videos come with transcripts and voice-over
- Interactive transcripts, each word is clickable. Students can clip a specific part of the video by clicking on a word or a portion of the text.

JAWS (Job Access with Speech) is a computer screen reader program for Microsoft Windows that reads the screen either with a text-to-speech output or by a Refreshable Braille display. Student can easily navigate uCertify course using JAWS shortcut keys.

8. State of the Art Educator Tools

uCertify knows the importance of instructors and provide tools to help them do their job effectively. Instructors are able to clone and customize course. Do ability grouping. Create sections. Design grade scale and grade formula. Create and schedule assessments. Educators can also move a student from self-paced to mentor-guided to instructor-led mode in three clicks.

9. Award Winning Learning Platform (LMS)

uCertify has developed an award winning, highly interactive yet simple to use platform. The SIIA CODiE Awards is the only peer-reviewed program to showcase business and education technology's finest products and services. Since 1986, thousands of products, services and solutions have been recognized for achieving excellence. uCertify has won CODiE awards consecutively for last 7 years:

- **2014**
 1. Best Postsecondary Learning Solution

- **2015**
 1. Best Education Solution
 2. Best Virtual Learning Solution
 3. Best Student Assessment Solution
 4. Best Postsecondary Learning Solution
 5. Best Career and Workforce Readiness Solution
 6. Best Instructional Solution in Other Curriculum Areas
 7. Best Corporate Learning/Workforce Development Solution

- **2016**
 1. Best Virtual Learning Solution
 2. Best Education Cloud-based Solution

3. Best College and Career Readiness Solution
4. Best Corporate / Workforce Learning Solution
5. Best Postsecondary Learning Content Solution
6. Best Postsecondary LMS or Learning Platform
7. Best Learning Relationship Management Solution

- **2017**

1. Best Overall Education Solution
2. Best Student Assessment Solution
3. Best Corporate/Workforce Learning Solution
4. Best Higher Education LMS or Learning Platform

- **2018**

1. Best Higher Education LMS or Learning Platform
2. Best Instructional Solution in Other Curriculum Areas
3. Best Learning Relationship Management Solution

- **2019**

1. Best Virtual Learning Solution
2. Best Content Authoring Development or Curation Solution
3. Best Higher Education Learning Management Solution (LMS)

- **2020**

1. Best College and Career Readiness Solution
2. Best Cross-Curricular Solution
3. Best Virtual Learning Solution

10. Chapter & Lessons

uCertify brings these textbooks to life. It is full of interactive activities that keeps the learner engaged. uCertify brings all available learning resources for a topic in one place so that the learner can efficiently learn without going to multiple places. Challenge questions are also embedded in the

chapters so learners can attempt those while they are learning about that particular topic. This helps them grasp the concepts better because they can go over it again right away which improves learning.

Learners can do Flashcards, Exercises, Quizzes and Labs related to each chapter. At the end of every lesson, uCertify courses guide the learners on the path they should follow.

Syllabus

Chapter 1: Performing Oracle User-Managed Backups

- Oracle Database Data Protection Options
- Understanding the Oracle Database as It Relates to Backup and Recovery
- Configuring the Database for Backup and Recovery
- Performing Oracle Offline Backups
- Performing Oracle Online Backups
- Backing Up the Control File
- Summary
- Exam Essentials

Chapter 2: Performing Oracle User-Managed Database Recoveries

- Performing a Recovery in NOARCHIVELOG Mode
- Performing a Full Database Recovery in ARCHIVELOG Mode

- Performing User-Based Incomplete Recoveries
- Performing Other Types of Recoveries
- Summary
- Exam Essentials

Chapter 3: Configuring and Backing Up Oracle Databases Using RMAN

- Why Use RMAN?
- Exploring the RMAN Architecture
- Getting Started with RMAN
- Configuring RMAN
- Backing Up Your Database with RMAN
- Summary
- Exam Essentials

Chapter 4: Using the RMAN Recovery Catalog

- Introducing the Recovery Catalog
- Creating the Recovery Catalog User and Schema Objects
- Using a Recovery Catalog

- Using Scripts in the RMAN Recovery Catalog
- Maintaining the Recovery Catalog
- Using the RMAN Virtual Private Catalog
- Summary
- Exam Essentials

Chapter 5: Recovering Databases with RMAN

- RMAN Database-Recovery Basics
- Recovering a Database in NOARCHIVELOG Mode
- Recovering a Database in ARCHIVELOG Mode
- Recovering a Database Using Incomplete Recovery
- Using Image Copies to Recover Your Database
- Other Basic Recovery Topics
- Summary
- Exam Essentials

Chapter 6: Tuning and Monitoring RMAN and the Automatic Diagnostic Workflow

- Overview of the RMAN Report and List Commands

- Monitoring, Administering, and Tuning RMAN
- The Oracle Database Fault Diagnostic Framework
- Summary
- Exam Essentials

Chapter 7: Performing Oracle Advanced Recovery

- Switching between RMAN Incarnations
- Overview of RMAN Database Duplication
- Performing an RMAN Tablespace Point-in-Time Recovery
- Restoring a Database to a New Host
- Backup Best Practices for Data Warehouses
- Performing Table and Partition Recovery from Backups
- ASM-Related Backups
- Configuring and Using Oracle Secure Backup
- Oracle Database 12c Multitenant Architecture and RMAN
- Summary
- Exam Essentials

Chapter 8: Understanding Flashback Technology

- Describe the Flashback Technologies
- Managing Undo Automatically
- Employing Flashback Technologies
- Perform Flashback Database Operations

- Summary
- Exam Essentials

Chapter 9: Diagnosing the Database and Managing Performance

- Diagnosing Failures
- Managing Database Performance
- Summary
- Exam Essentials

Chapter 10: Managing Database Resources

- Managing Storage
- Managing Storage in a CDB and PDBs
- Summary
- Exam Essentials

Chapter 11: Creating Oracle Multitenant Databases

- Multitenant Container and Pluggable Database Architecture
- Creating Multitenant Container Databases and Pluggable Databases

- Summary
- Exam Essentials

Chapter 12: Managing Oracle Multitenant Databases

- Establishing Connections to CDB/PDB
- Start Up and Shut Down a CDB and Open and Close PDBs
- Evaluate the Impact of Parameter Value Changes
- Summary
- Exam Essentials

Chapter 13: Oracle Utilities

- Moving Data, Performing Security Operations, and Interacting with Other Oracle Products
- Summary
- Exam Essentials

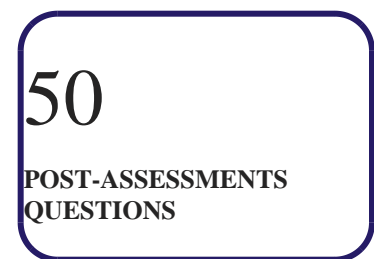
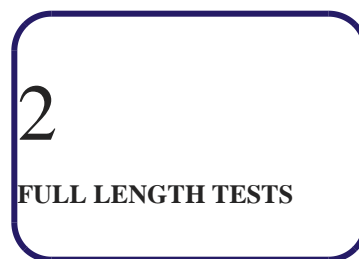
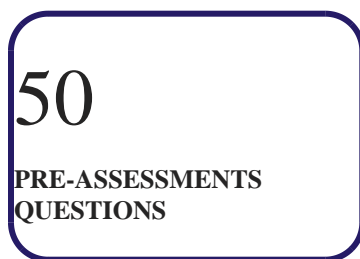
Chapter 14: Oracle Security in CDBs and PDBs

- Managing Security in a CDB and PDBs
- Summary

- Exam Essentials

11. Practice Test

Here's what you get



Features

Full Remediation

Each question comes with detailed remediation explaining not only why an answer option is correct but also why it is incorrect.

Unlimited Practice

Each test can be taken unlimited number of times until the learner feels they are prepared. Learner can review the test and read detailed remediation. Detailed test history is also available.

Learn, Test and Review Mode

Each test set comes with learn, test and review modes. In learn mode, learners will attempt a question and will get immediate feedback and complete remediation as they move on to the next question. In test mode, learners can take a timed test simulating the actual exam conditions. In review mode, learners can read through one item at a time without attempting it.

12. Live Labs

Live-Lab is a real computer equipment, networked together and conveniently accessible over the internet using virtualization. A live-lab has equipments such as a computer, server, switch or router in it that a user is free to configure.

The benefits of live-labs are:

- Exam based practical tasks
- Real equipment, absolutely no simulations
- Access to the latest industry technologies
- Available anytime, anywhere on any device
- Break and Reset functionality
- No hardware costs

Lab Tasks

Performing Oracle User-Managed Backups

- Putting a Database in ARCHIVELOG Mode
- Executing an Offline Backup

Performing Oracle User-Managed Database Recoveries

- Recovering the Database from the Loss of All Data Files

Configuring and Backing Up Oracle Databases Using RMAN

- Configuring RMAN
- Executing an Online Backup of your ARCHIVELOG Mode Database

Using the RMAN Recovery Catalog

- Creating a Recovery Catalog Schema

Recovering Databases with RMAN

- Restoring your ARCHIVELOG Mode Database with RMAN

Tuning and Monitoring RMAN and the Automatic Diagnostic Workflow

- Using the REPORT Command
- Using the LIST Command

Performing Oracle Advanced Recovery

- Performing a Tablespace Point in Time Recovery

Understanding Flashback Technology

- Purging a Table from the Recycle Bin
- Using Flashback Table

Diagnosing the Database and Managing Performance

- Setting the Diagnostic Destination
- Using ADRCI

Creating Oracle Multitenant Databases

- Creating a New CDB Using SQL*Plus

Managing Oracle Multitenant Databases

- Connecting to a CDB Using SQL*Plus

- Connecting to a PDB Using SQL*Plus


Oracle Utilities

- Using Data Pump to Migrate a Non-CDB to a CDB

Oracle Security in CDBs and PDBs

- Creating Common and Local Users

Here's what you get



13.  Post-Assessment

After completion of the uCertify course Post-Assessments are given to students and often used in conjunction with a Pre-Assessment to measure their achievement and the effectiveness of the exam.

CONNECT WITH US

-  3187 Independence Drive
Livermore, CA 94551,
United States
-  +1-415-763-6300
-  support@ucertify.com
-  www.ucertify.com